



Products need labeling
Tube labeling systems



AXON
Made in Germany

Reliable tube and vial labeling using AXON

Tubes



Vials



Samples identified in real time

Unique labeling enables samples be assigned quick and reliably in labs.

In practice, self-adhesive labels are applied individually to tubes or vials. 1D or 2D encoding enables samples be processed fully automated in transport and filing.

AXON has been designed for direct thermal and thermal transfer label printing. 300 dpi or 600 dpi print resolutions favor sharp-edge and high-contrast print images. The smallest codes and fonts can be verified reliably.

A labeling cycle takes less than two seconds.

Tubes and vials with or without a closure cap can be inserted by hand or automated by a handling system.

Symbols on the control panel support AXON be operated intuitively. Replacing a label roll or a ribbon is no big deal. In cases of cleaning or wear, print rollers and transport rollers are easy to remove using a tool attached.

RS232, USB, Ethernet, WLAN and Bluetooth ensure data be transferred. AXON integrates to Laboratory Information Management Systems (LIMS).

If no PC is plugged, variable data can be entered on a control panel, with the help of a keyboard or a scanner.

110 VAC to 240 VAC input voltage at 50 / 60 Hz, 24 VDC to 60 VDC are options



AXON 1		AXON 2
Modules of a SQUIX 2P label printer and modules of the tube applicator are united in one chassis.	Printer	Standard SQUIX 4MP label printer providing an AXON 2 applicator
no more than 56 mm	Label widths	no more than 110 mm
vertical	Tube / Vial orientation	horizontal
Once tubes or vials have been inserted to the retainer, they can be filled and sealed.	Particularity	Identified tubes and vials can be ejected automatically, for example to a tray.
7 - 26 mm a maximum of 38 mm may be possible upon request	Tube / Vial diameters	7 - 22 mm
20 - 130 mm	Tube / Vial lengths	25 - 120 mm
Warning on a label roll ending Codes be verified	Options	-

AXON 1 tube labeling systems



1 Ribbon retainer

Materials are easy to remove with the help of a three-part tightening axle.

2 Antistatic brush

Electrostatic charge dissipates after printing, in particular if plastic materials are in use.

3 Transport roller

Labels are applied to tubes or vials. Height setting according to the length of a tube or vial

4 Control panel

Intuitive operation using self-explanatory symbols
Rotation in steps of 90° by software command

5 Internal liner rewind unit

Materials are easy to remove with the help of a three-part tightening axle.

6 Print roller

Synthetic rubber favors highly accurate print images.

7 Peel-off plate, extended

It promotes labels be applied reliably to tubes or vials.

8 Pinch roller

Tubes or vials are pressed against the transport roller as labels are applied.

9 Solid cast aluminum chassis

Base of all components

10 Base plate

Height setting enables labels be located accurately to target positions on tubes or vials.



processing labels 5 mm to 25.4 mm wide

Small tubes or vials can be inserted more easily.

Options provided for AXON 1 tube labeling systems

3.1



Cast aluminum cover

It prevents from contamination.
A large inspection window is provided.

3.2



CC200-AXON code verifier

1D* codes are checked by a camera.
One code per label can be verified in terms of readability (GOODBAD). Results are compared with the print data (VERIFY).

*2D codes in preparation

3.3



Warning on a label roll ending, in preparation

Remaining roll diameters are detected by a sensor.
The I/O interface indicates predefined minimum values.
Diameters may be requested or displayed also using data interfaces.


3.4



K Type peel-off plate, customer-specific

If closures of tubes or vials interfere with a peel-off plate, adaptation is required.

3.5



1 24 VDC - 60 VDC input voltage

Instead of standard power supply, a 24 VDC to 60 VDC module can be installed. A mating plug is provided on delivery.

3.6

2 Digital 24 VDC I/O interface

SUB-D socket connector, 25 pins

or

3 2 port Ethernet switch 10/100 Mbit/s

Another terminal device can be plugged to a shared network. Signals loop through.



AXON 2 tube applicator



1 Peel-off plate

Adapted specifically to tubes and vials

2 TRV 14 transport roller (Ø 14 mm)

Labels are applied to tubes or vials of diameters 10 mm to 22 mm. By moving the roller along the shaft to specified positions, closure caps or protruding threads remain located beside the roller.

Operations require labels no more than 56 mm wide and a Type 56 peel-off plate. In cases of smaller diameters or wider labels, adapted transport rollers are provided as options.

3 Pinch rollers

Aligned according to the length of a tube or vial
Tubes or vials are pressed against the transport roller as labels are applied.

4 Swivel arms providing a stop

Axial setting according to the length of a tube or vial and the label position

5 Material replacement

Pivoting the applicator simplifies labels or ribbons be replaced.


6 Tray

Tubes or vials ejected automatically after printing are collected.



See further information
on SQUIX 4MP label printers
www.cab.de/en/squix

Options provided for SQUIX 4MP label printers



Slim DR4-M print rollers

If narrow labels are in use, accurate print images require adapted print rollers. Enhanced roller wear and contaminated print heads are avoided, so are errors during label feed.

DR4-M30 - labels no more than 25.4 mm wide
 DR4-M60 - labels no more than 56.0 mm wide
 DR4-M80 - labels no more than 76.0 mm wide



Peel-off plates

Feeding below a pulley promotes labels be dispensed reliably.


Type 56.1 - labels no more than 56 mm wide (Ø14 mm)*

Type 56.2 - labels no more than 56 mm wide (Ø18 mm)

Type 110 - labels no more than 110 mm wide (Ø14 mm)

K Type - customer-specific, if closures of tubes or vials interfere with a standard peel-off plate

*Included in scope of delivery



1 24 VDC - 60 VDC input voltage

Instead of standard power supply, a 24 VDC to 60 VDC module can be installed.

2 24 VDC digital I/O interface

SUB-D socket connector, 25 pins

or

3 2 port Ethernet switch 10/100 Mbit/s

Another terminal device can be plugged to a shared network. Signals loop through.



Options provided for the AXON 2 tube applicator



TRV 18 transport roller (Ø 18 mm) up to 56 mm label width

Labels are applied to tubes or vials of diameters 7 mm to 12 mm. By moving the roller along the shaft to specified positions, closure caps or protruding threads remain located beside the roller. Operations require labels no more than 56 mm wide and a Type 56 peel-off plate.



Transport rollers

If tubes with diameters 10 mm to 22 mm are in use

Type	maximum label width	peel-off plate
DR4-M30	25.4 mm	56 mm
DR4-M60	56.0 mm	56 mm
DR4-M80	76.0 mm	110 mm
DR4	110 mm	110 mm



TRK transport roller, customer-specific

If tube or vial dimensions do not coincide with specified transport rollers

Type 56, type 110 or K Type peel-off plates are required.







Control panel

Intuitive operation

Settings are easy to configure using self-explanatory symbols.

- 1 **LED:** Power ON
- 2 **Status bar:** Receive data, record datastream, warning on a ribbon ending, SD memory card / USB stick plugged, Bluetooth, WLAN, Ethernet, USB slave, Time
- 3 **Printer status:** Ready, pause, number of labels printed on a print job, label in peel-off position, awaiting external start signal
- 4 **USB slot** to plug a service key or a memory stick, to store data in the internal IFFS printer memory

5 Operation

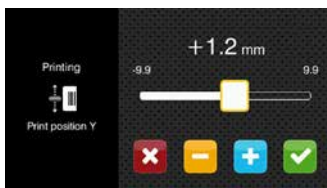
-  Print and apply labels step by step
-  Jump to menu
-  Reprint the last label
-  Interrupt and continue a print job
-  Stop and delete all print jobs
-  Label feed



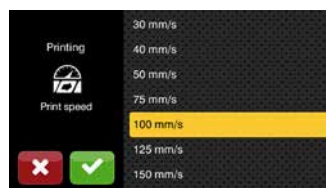
Setup options



Print parameters



Print positions Y



Print speeds

Landscape or portrait display depending on the orientation of assembly

AXON 1 tube labeling system



1
4

Rotation in steps of 90° by software command

SQUIX label printer representing AXON 2



Video tutorials



See AXON 1 videos on
www.cab.de/en/axon1-videos



See AXON 2 videos on
www.cab.de/en/axon2-videos

Interfaces

- 1 Slot to plug a **SD memory card**
- 2 **2 USB hosts** to plug a service key, a USB stick, a keyboard, a barcode scanner, an USB Bluetooth adapter, an USB WLAN stick or an external control panel
- 3 **USB 2.0 Hi-speed** to plug a PC
- 4 **Ethernet 10/100 Mbit/s**
- 5 **RS232-C** 1,200 to 230,400 Baud / 8 Bit

Options

- 6 **Digital I/O interface**
SUB-D socket connector, 25 pins
compliant with IEC/EN 61131-2, Type 1+3
Inputs and outputs are galvanically isolated and protect from reverse polarity. Outputs are short-circuit proof.

PNP inputs

- Start printing / applying a label
- Print initial label
- Reprint
- Delete print job
- Label removed
- Stop printing / applying a label
- Label feed
- Pause
- Reset

PNP, NPN outputs

- Device ready
- Print data available
- Initial position / upper end limit
- Paper feed ON
- Label in peel-off position
- Labeling position / lower end limit
- Warning on a ribbon ending
- Warning on a label roll ending*
- Ribbon / Label roll ending
- Collective error


*AXON 1 only

or


- 7 **2 port Ethernet switch 10/100 Mbit/s**



AXON 1 tube labeling system



SQUIX label printer representing AXON 2



Accessories

They are plugged or screwed to a printer by the customer.

2.7		SD memory card
2.8		USB stick
2.9		USB WLAN stick 2.4 GHz 802.11b/g/n Hotspot or infrastructure mode
2.10		USB WLAN stick with a rod antenna 2.4 GHz 802.11b/g/n + 5 GHz 802.11a/n/ac Hotspot or infrastructure mode Extended range of operation
2.11		USB Bluetooth adapter
2.12		I/O interface plug SUB-D, 25 pins All control signals can be attached to the I/O interface using clamping screws.

2.13		External operation panel If the operation panel of a printer cannot be accessed, an additional external one can be plugged. Same functionality as on the printer Landscape or portrait mode Operability as desired on the external operation panel or on the printer
		Printer connectivity: USB 2.0 Hi-Speed device cab provides specified connecting USB cables for power supply. Lengths are 1.8 m to 16 m.
2.14		TR2 hand switch A digital I/O interface is required
4.1		Connecting RS232-C cable 9/9 pins, 3 m

Technical data

● typical ○ possible ■ standard □ option

Tube labeling system		Type	AXON 1.1		AXON 1.2		Label printers providing AXON 2			
							SQUIX 4.3MP	SQUIX 4MP	SQUIX 4MP	
Print head										
Print method	Thermal transfer		●	●	●	●	●	●	●	
	Direct thermal		●	-	●	-	●	○	-	
Print resolution	dpi		300	600	300	600	300		600	
Print speed	mm/s		100	100	100	100	150		150	
Print width	mm max.		25.4	25.4	56.9	54.1	108.4	105.7	105.7	
Material										
Tubes / Vials Orientation at the time of a label be applied			vertical				horizontal			
Diameter	mm		7 - 26				10 - 22	If options are provided: 7 - 12		
	mm upon request max.		38				-			
Length, closure cap included	mm		20 - 50	32 - 130		25 - 120				
Conicity (change in diameter)	% max.		0.8				0.8			
Labels ¹⁾	Material		Paper, plastics such as PET, PP				Paper, plastics such as PET, PP			
	Width	mm	5 - 25.4	5 - 56		5 - 56	If options are provided: 5 - 110			
	Height	mm at least	12				12			
	Thickness	mm at least	0.05				0.05			
	Roll diameter	mm max.	205				205			
	Core diameter	mm	76				38 - 76			
	Winding		outside				outside			
Liner	Width	mm	16 - 30	24 - 60		9 - 60	If options are provided: 9 - 114			
	Thickness ²⁾	mm at least	0.05				0.05			
Ribbon	Coating		outside or inside				outside or inside			
	Roll diameter	mm max.	80				80			
	Core diameter	mm	25				25			
	Length	m max.	600				600			
	Width	mm	25 - 38.1	25 - 60		25 - 114				
Printer dimensions and weights										
Width x Height x Depth	mm		270 x 195 x 560				252 x 288 x 520			
Weight	kg approx.		12				12			
Label sensors / Position indicators										
Transmissive sensor	to detect		labels or punch marks and materials ending, print marks on transparent materials							
Reflective sensor	bottom or top reflex to detect		labels and materials ending, print marks on non-transparent materials							
Sensor distance	to the contact edge left-aligned mm		8	5 - 12		-				
	center to the contact edge centered mm		-	-		0 - 55				
Interfaces										
RS232-C	1,200 to 230,400 Baud / 8 Bit		■							
USB 2.0	Hi-speed to plug a PC		■							
Ethernet	10/100 Mbit/s		LPD, RawIP printing, SOAP web service, OPC UA, WebDAV DHCP, HTTP / HTTPS, FTP / FTPS, TIME, NTP, Zeroconf, SNMP, SMTP, VNC							
1 USB host	on the control panel to plug a		service key, USB stick							
2 USB hosts	on the back of the device to plug a		keyboard, barcode scanner, USB Bluetooth adapter, USB WLAN stick							
Digital	24 VDC I/O interface		□							
2 port	Ethernet switch 10/100 Mbit/s		□							
Operational data										
Voltage	100 - 240 VAC, 50 / 60 Hz, PFC		■							
	24 - 60 VDC		□							
Power input			< 10 W in standby / 100 W are typical							
Temperature / Humidity	In operation		+5 - 40°C / 10 - 85 %, not condensing							
	On stock		0 - 60°C / 20 - 85 %, not condensing							
	In transport		-25 - 60°C / 20 - 85 %, not condensing							
Approvals			CE (In-vitro), FCC Class A, ICES-3, cULus, CB				CE (In-vitro), FCC Class A, ICES-3, cULus, CB			
			further approvals on request				CCC, EAC, BIS, BSMI, KC-Mark, CoC Mexico			
Control panel										
LCD color touchscreen	Screen diagonal	"	4.3							
	Resolution - Width x Height px		272 x 480							

¹⁾ Limitations may apply when using small labels, thin materials or strong adhesive. Critical applications need testing.

²⁾ Peeling labels off a liner requires liner materials not thicker than the labels.

Technical data

■ standard □ option

Setup options		
Print Labels Ribbon Label peel-off Apply labels Interfaces Error	Region: - Language - Country - Keyboard - Time zone Time Display: - Brightness - Low-power mode - Orientation Interpreter	
Status bar		
Receive data Record datastream Warning on a ribbon ending SD memory card plugged USB stick plugged	Bluetooth WLAN Ethernet USB slave Time	
Technical control		
Ribbon winding Warning on a ribbon ending Ribbon ending Label roll ending Tube / Vial diameter Tube / Vial available Warning on a label roll ending Cover closed*	Print head voltage Print head temperature Print head open Pinch roller open Peripheral error Code verifier*	*AXON 1 only
Test routines		
System check	when turning on the device print heads are also detected	
Info display, test printout, analysis	Status printout Fonts list List of devices WLAN status	Test grid Label profile List of events Monitor mode
Status notifications	- Printout of device figures, such as print durations or hours of operation - Device status request by software command - Indication of errors related to a network, barcode or periphery, missing links, etc.	
Fonts		
Internal	5 bitmap fonts: 12 x 12 dots 16 x 16 dots 16 x 32 dots OCR-A OCR-B	7 vector fonts: AR Heiti Medium GB-Mono CG Triumvirate Condensed Bold Garuda HanWangHeiLight Monospace 821 Swiss 721 Swiss 721 Bold
To store	TrueType fonts	
Character sets	Windows-1250 to -1257 DOS 437, 737, 775, 850, 852, 857, 862, 864, 866, 869 EBCDIC 500 ISO 8859-1 to -10 and -13 to -16 WinOEM 720 UTF-8 MacRoman DEC MCS KOI8-R Western European Eastern European Chinese, traditional Chinese, simplified Thai	
Bitmap	Widths and heights 1 - 3 mm Zoom factors 2 - 10 0°, 90°, 180°, 270° orientations	
Vector / TrueType	Widths and heights 0.9 - 128 mm Continuous zoom 360° orientation in steps of 1°	
Font styles	Bold, italic, underlined, outline, inverse - depending on the font type	
Character pitch	Variable or monospace	

Graphics		
Elements	Lines, arrows, rectangles, circles, ellipses - filled and gradient	
Formats	PCX, IMG, BMP, TIF, MAC, GIF, PNG	
Codes		
1D barcodes (linear)	Code 39, Code 93 Code 39 Full ASCII Code 128 A, B, C EAN 8, 13 Interleaved 2/5	
2D and stacked codes	DataMatrix DataMatrix Rectangle Extension QR code Micro QR code UPS MaxiCode Codablock F Request for further codes. Codes be verified by a CC200 verifier requires approval depending on code types, sizes and contents. Check digits, plain text printout and start/stop encoding are options depending on the code type.	
Software		
Label software	cablabel S3 Lite cablabel S3 Viewer cablabel S3 Pro cablabel S3 Print	■ ■ □ □
Running also with	CODESOFT NiceLabel BarTender	AXON 2 only
Stand-alone operation		■
Windows printer drivers* WHQL-certified for	Windows Vista Windows 7 Windows 8 Windows 8.1 Windows 10	Server 2008 Server 2008 R2 Server 2012 Server 2012 R2 Server 2016 Server 2019
Mac OS X printer drivers	at least Mac OS 10.6	■
Linux printer drivers	at least CUPS 1.2	■
Programming	JScript printer language abc Basic Compiler ZPL II (Datastream be tested in advance)	■ ■ □
Integration	SAP Database Connector	■ ■
Administration	Printer control Configuration on the Intranet / Internet	■ ■

*available for AXON 1 end of 2021

Free and Open Source software are part of cab products.
For information see www.cab.de/opensource

cablabel S3 software

Design, print, administrate

cablabel S3 opens up the full potential of cab devices. If designing a label, the modular software adapts to requirements. Plugins are provided, such as the JScript Viewer to support native JScript programming. The user interface and the JScript code synchronize in real time. Features such as the Database Connector can be included, so can barcode verifiers.



For further information see
www.cab.de/en/cablabe



Stand-alone printing

Printers in this mode of operation are able to select labels and print them when no host is connected.

Labels are designed on a PC, using software such as cablabel S3 or a text editor. Label formats, contents, graphics and data off a database are stored on a memory card, a USB stick or in the internal IFFS printer memory.

Only variable data are sent to a printer from a host system such as a keyboard, a barcode scanner or a scale and/or requested from a host by the Database Connector and printed.



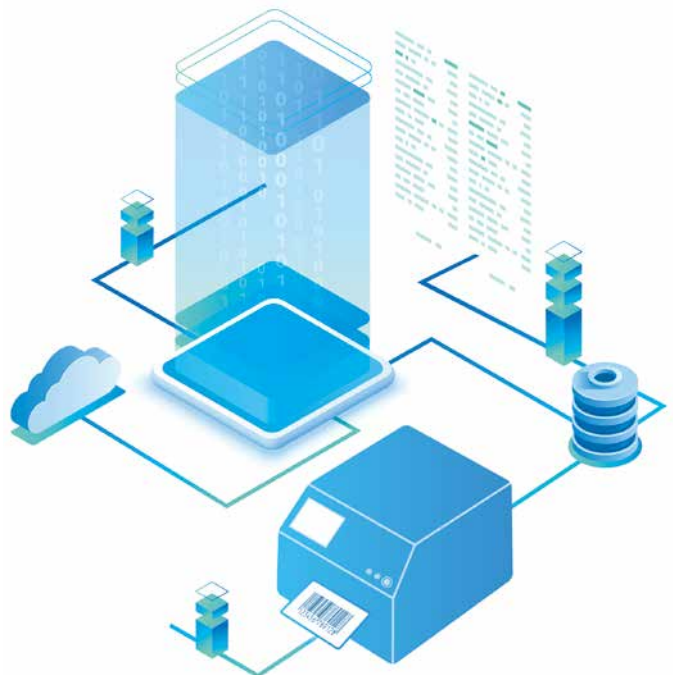
OPC UA

The latest cab printers are ready to interact with machines and components of different manufacturers in industrial plants.

An OPC UA server and an OPC UA client are part of the firmware.

The OPC UA server enables a printer be configured and controlled and dynamic print data be edited using a selected programming interface.

The OPC UA client enables data on other OPC UA-ready machines be read and included on a label design. No additional software is required.



Printer control

Drivers

cab provides 32 / 64 bit drivers to control with software other than cablabel S3. Running them requires at least operating systems Windows Vista, Mac OS 10.6, Linux CUPS 1.2.

Windows¹⁾ drivers
 WHQL-certified to guarantee maximum reliability with Windows operating systems

Mac OS X²⁾³⁾ drivers
 Based on CUPS
 Running with all programs in Mac OS X

Linux³⁾ drivers
 Based on CUPS

Free download on www.cab.de/en/support

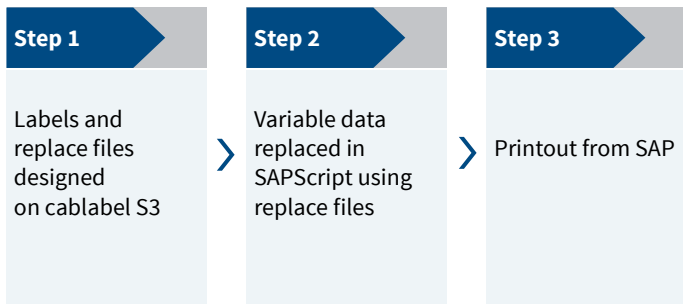
Programming

JScript
 Embedded programming language developed by cab
 Free manual download on www.cab.de/en/programming

abc Basic Compiler
 Integral part of the firmware
 It adds to JScript in terms of programming a printer before data are edited for processing. External printer languages can be replaced without intervening in print jobs in process, data be transferred also from scales, barcode scanners or a PLC, and further.

Integration

Printer Vendor program
 cab is a member
 A replace method enables cab printers be controlled from SAP⁴⁾R/3 using SAPScript. Only variable data are sent by a host system to the printer. Data such as pictures and fonts, which had been transferred to a local memory (IFFS, memory card, etc.) before, are collected.



¹⁾ Windows is a registered trademark of Microsoft Corporation
²⁾ MAC OS X is a registered trademark of Apple Inc.
³⁾ SQUIX, MACH 4S, EOS, HERMES Q, PX Q, AXON 1/2 are supported
⁴⁾ SAP and all its corresponding logos are trademarks or registered trademarks of SAP SEE

Printer administration

Configuration on the Intranet / Internet

By integrating a HTTP and FTP server, printers can be controlled, firmware be updated and memory cards be managed using a standard web browser or a FTP client. Administrators and operators are notified of states, warnings and errors via email or datagrams, on the basis of a SNMP / SMTP client. Time and date synchronize on the basis of a time server.



Database Connector
 Printers plugged to a network can access data directly from a central ODBC / OLEDB database to print on a label. During printing, data can be resent to the database.



Delivery program

AXON 1 tube labeling systems

Pos.	Part no.	Indication
1.1	5984920.xxx	AXON 1.1/300 tube labeling system
1.2	5984930.xxx	AXON 1.1/600 tube labeling system
1.3	5979600.xxx	AXON 1.2/300 tube labeling system
1.4	5979740.xxx	AXON 1.2/600 tube labeling system
	5561500	System aligned and checked using customer materials

xxxxxxx.250 system providing options

Options provided for AXON 1 tube labeling systems

Pos.	Part no.	Indication
3.1	5988215.250	Cover
3.2	5988255.250	CC200-AXON code verifier available from September 2021
3.3	5979765.250	Warning on a label roll ending in preparation
3.4	59xxxxx.250	K Type peel-off plate
3.5	5551407.250	DC/DC converter 24 - 60 VDC in preparation
3.6	6010372.xxx	Digital 24 VDC I/O interface
3.7	6010520.xxx	2 port Ethernet switch 10/100 Mbit/s

**xxx - .250 assembled to a system
.001 separate delivery
as an accessory**

Tube labeling systems - Scope of delivery

Tube labeling system
Type E+F power cable, 1.8 m
Connecting USB cable, 1.8 m
Instructions DE/EN

Available online



<https://setup.cab.de/en>

Instructions
Configuration manuals DE/EN/FR
Service manuals DE/EN
Spare parts lists DE/EN
Programming manual EN
Windows printer drivers WHQL-certified for
Windows Vista Server 2008
Windows 7 Server 2008 R2
Windows 8 Server 2012
Windows 8.1 Server 2012 R2
Windows 10 Server 2016
Server 2019

Mac OS X printer drivers DE/EN/FR
Linux printer drivers DE/EN/FR
cablabel S3 Lite software
cablabel S3 Viewer
Database Connector

AXON 2 tube labeling systems

Pos.	Part no.	Indication
1.1	5977023.xxx 5977007.xxx 5977008.xxx	SQUIX 4.3/300MP label printer SQUIX 4/300MP label printer SQUIX 4/600MP label printer
6.1	5987150.xxx	AXON 2 tube applicator providing a Type 56.1 peel-off plate (Ø14 mm) a TRV 14 transport roller a tray
	5561500	System aligned and checked using customer materials

xxxxxxx.250 system providing options

Options provided for SQUIX label printers

Pos.	Part no.	Indication
2.1	5953700.xxx 5953701.xxx 5953702.xxx	DR4-M30 print roller DR4-M60 print roller DR4-M80 print roller
2.2	5987212.xxx	Type 56.2 peel-off plate (Ø18 mm)
2.3	5979925.xxx	Type 110 peel-off plate
2.4	59xxxxx.250	K Type peel-off plate
2.5	5551407.250	DC/DC converter 24 - 60 VDC in preparation
2.6	6010372.xxx	Digital 24 VDC I/O interface
2.7	6010520.xxx	2 port Ethernet switch 10/100 Mbit/s

Options provided for the AXON 2 tube applicator










Pos.	Part no.	Indication
5.1	5987151.xxx	TRV 18 transport roller
5.2	5953700.xxx 5953701.xxx 5953702.xxx	DR4-M30 print roller DR4-M60 print roller DR4-M80 print roller
5.3	5954180.xxx 59xxxxx.250 5535960	DR4 print roller TRK transport roller TRK one-off costs

**xxx - .250 assembled to a system
.001 separate delivery
as an accessory**




Options are parts or components to perform special functions. They are assembled in addition to or instead of standards. In cases of options be assembled ex factory, the part numbers are added by .250. Options delivered separately are added by .001.

Delivery program




AXON 1 / SQUIX accessories

Pos.		Part no.	Indication
2.7		5977370	SD memory card
2.8		5977730	USB memory stick
2.9		5978912	USB WLAN stick 2.4 GHz 802.11b/g/n
2.10		5977731	USB WLAN stick with a rod antenna 2.4 GHz 802.11b/g/n + 5 GHz a/n/ac
2.11		5977732	USB Bluetooth adapter
2.12		5917651	I/O interface plug SUB-D, 25 pins
2.13		6010186	External control panel
		5907718.850	Connecting USB cable, 1.8 m
		5907730.850	Connecting USB cable, 3 m
		5907750.850	Connecting USB cable, 5 m
		5907760.850	Connecting USB cable, 11 m
5907765.850	Connecting USB cable, 16 m		
2.14		5955710	TR2 hand switch
4.1		5550818	Connecting RS232-C cable 9/9 pins, 3 m

AXON 1 wear parts


Pos.		Part no.	Indication	dpi
		5977384.001	Type 2 print head	300
		5977385.001	Type 2 print head	600
		5954102.001	DR2 print roller	
		5954104.001	RR2 pulley	

SQUIX label printer wear parts

Pos.		Part no.	Indication	dpi
		5977383.001	Type 4.3 print head	300
		5977444.001	Type 4 print head	300
		5977380.001	Type 4 print head	600
		5954180.001	DR4 print roller	
		5954183.001	RR4 pulley	

Scopes of delivery, designs and technical data correspond to the date of this edition and are subject to change. Information provided in the catalogue do not represent any warranty or guarantee.

AXON 1 / SQUIX label software

Pos.		Part no.	Indication
7.6		Bundle	cablabel S3 Lite (download on cab.de/en)
		5588001	cablabel S3 Pro, 1 WS
		5588100	cablabel S3 Pro, 5 WS
		5588101	cablabel S3 Pro, 10 WS
		5588150	cablabel S3 Pro, 1 additional licence
		5588151	cablabel S3 Pro, 4 additional licences
		5588152	cablabel S3 Pro, 9 additional licences
		5588002	cablabel S3 Print, 1 WS
		5588105	cablabel S3 Print, 5 WS
		5588106	cablabel S3 Print, 10 WS
7.10		5588155	cablabel S3 Print, 1 additional licence
		5588156	cablabel S3 Print, 4 additional licences
		5588157	cablabel S3 Print, 9 additional licences
		in preparation	cablabel S3 Print Server
		9008486	Programming manual EN, printed copy

AXON 1 / AXON 2 / SQUIX user languages

Language	Instructions*			Control panel	Windows driver	cablabel S3
	AXON 1	AXON 2	SQUIX			
European Union						
Bulgarian			X	X		X
Danish			X	X	X	
German	X	X	X	X	X	X
Englisch	X	X	X	X	X	X
Estonian			X	X		
Finnish			X	X	X	
French	X		X	X	X	X
Greek			X	X		
Italian			X	X	X	X
Croatian			X	X	X	
Latvian			X	X		
Lithuanian			X	X	X	
Dutch			X	X	X	
Polish			X	X	X	X
Portuguese			X	X	X	
Romanian			X	X		
Swedish			X	X	X	
Slovak			X	X	X	
Slovenian			X	X	X	
Spanish			X	X	X	X
Czech			X	X	X	X
Hungarian			X	X	X	
Europe (Non-EU)						
Macedonian				X		
Norwegian			X	X	X	
Russian			X	X	X	X
Serbian				X		
Turkish			X	X	X	
Asia						
Chinese, simplified			X	X	X	X
Chinese, traditional			X	X	X	X
Japanese			X		X	
Korean			X		X	X
Thai			X	x	X	
Middle East						
Arabian				X		
Hebrew					X	
Persian				X		

*more languages in preparation

Checklist for AXON tube labeling systems

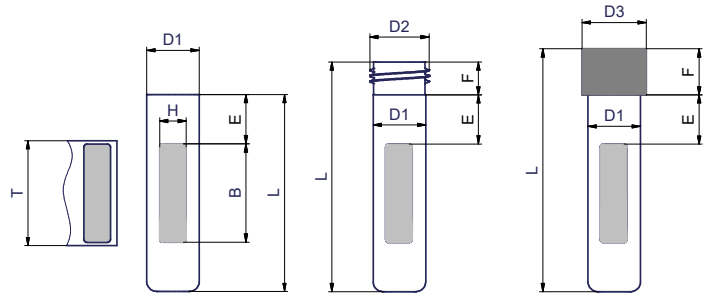


Download checklist on www.cab.de/en/axon-conf

Customer / Customer no. _____
Contact _____
Phone _____
Street _____
Zip code / City _____
Email _____

Date of issue _____
Target date _____
Project owner _____
Project control _____
Configurator no. _____
 (filled in by cab)

- 1. Label** Width B _____ mm
 Height H _____ mm
 Type of material _____
 Width T of liner _____ mm
- 2. Print method** 2.1 Direct thermal
 2.2 Thermal transfer
- 3. Ribbon** Width _____ mm
 Type of material _____
 Winding inside outside
- 4. Tubes / Vials** 1 Diameter D1 _____ mm
 2 Diameter D2 _____ mm
 3 Diameter D3 _____ mm
 4 Length L _____ mm
 5 Distance E _____ mm
 6 Height F _____ mm
 7 Insertion / Removal by hand automated



- 5561500 **System aligned and checked**
 Required are approx. 100 tubes / vials
 1 label roll
 1 ribbon roll

AXON 1

- 5. Tube labeling systems**
 - 5.1 5984920.xxx AXON 1.1/300 tube labeling system
 - 5.2 5984930.xxx AXON 1.1/600 tube labeling system
 - 5.3 5979600.xxx AXON 1.2/300 tube labeling system
 - 5.4 5979740.xxx AXON 1.2/600 tube labeling system
- 6. Options**
 - 6.1 5988215.250 Cover
 - 6.2 5988255.250 CC200-AXON code verifier (provided upon request)
 - 6.3 5979765.250 Warning on a label roll ending (in preparation)
 - 6.4 5551407.250 DC/DC converter 24 - 60 VDC (in preparation)
 - 6.5 59xxxxx.250 K Type peel-off plate (customer-specific)
 - 6.6 59xxxxx.250 Kit for processing tube diameters 26 mm to 38 mm

Filled in by cab:
Practicable yes no

Name _____
Phone _____
Email _____

Date _____ **Signature** _____

Customer approval required after check of practicability:
 yes no

Name _____
Phone _____
Email _____

Date _____ **Signature** _____

AXON 2

- 5. Tube / Vial opens to the** right left
- 6. Tube / Vial removal** as inserted off a tray
- 7. Label printers configured for tube applicator use**
 - 7.1 5977023.xxx SQUIX 4.3/300MP label printer
 - 7.2 5977007.xxx SQUIX 4/300MP label printer
 - 7.3 5977008.xxx SQUIX 4/600MP label printer
- 8. Options provided for label printers**
 - 8.1 5953700.xxx DR4-M30 print roller (max. label width 25.4 mm)
 - 8.2 5953701.xxx DR4-M60 print roller (max. label width 56 mm)
 - 8.3 5953702.xxx DR4-M80 print roller (max. label width 76 mm)
 - 8.4 5987212.xxx Type 56.2 peel-off plate (Ø 18 mm)
 - 8.5 5979925.xxx Type 110 peel-off plate (Ø 14 mm)
 - 8.6 59xxxxx.250 K Type peel-off plate (customer-specific)
 - 8.7 5551407.250 DC/DC converter 24 - 60 VDC (in preparation)
- 9. Tube applicator**
 - 9.1 5987150.xxx AXON 2 tube applicator providing
 a Type 56.1 peel-off plate (Ø 14 mm)
 a TRV 14 transport roller (Ø 14 mm)
 a tray
- 10. Options provided for tube applicator use**
 - 10.1 5987151.xxx TRV 18 transport roller (Ø 18 mm)
 - 10.2 5953700.xxx DR4-M30 print roller (for transport roller use)
 - 10.3 5953701.xxx DR4-M60 print roller (for transport roller use)
 - 10.4 5953702.xxx DR4-M80 print roller (for transport roller use)
 - 10.5 5954180.xxx DR4 print roller (for transport roller use)
 - 10.6 59xxxxx.250 TRK transport roller
 5535960 TRK one-off costs

Options are parts or components to perform special functions. They are assembled in addition to or instead of standards. In cases of options be assembled ex factory, the part numbers are added by .250. Options delivered separately are added by .001.

Range of cab products

MACH1 / MACH 2
label printers



EOS 2
label printer



EOS 5
label printer



MACH 4S
label printer



SQUIX 2
label printer



SQUIX 4
label printer



SQUIX 6.3
label printer



A8+
label printer



XD4T
duplex label printer




XC
two-color label printer



HERMES Q
print & apply system



Hermes C
two-color print & apply system



AXON
tube labeling system



PX Q
print module



Labels and ribbons



cablabel S3
label software



HS / VS
label dispensers



IXOR
labeling head



XENO 4
marking laser



Laser marking systems



Germany
cab Produkttechnik GmbH & Co KG
Karlsruhe
Phone +49 721 6626 0
www.cab.de

France
cab Technologies S.à.r.l.
Niedermodern
Phone +33 388 722501
www.cab.de/fr

USA
cab Technology, Inc.
Chelmsford, MA
Phone +1 978 250 8321
www.cab.de/us

Mexico
cab Technology, Inc.
Juárez
Phone +52 656 682 4301
www.cab.de/es

Taiwan
cab Technology Co., Ltd.
Taipei
Phone +886 (02) 8227 3966
www.cab.de/tw

China
cab (Shanghai) Trading Co., Ltd.
Shanghai
Phone +86 (021) 6236 3161
www.cab.de/cn

Singapore
cab Singapore Pte. Ltd.
Singapore
Phone +65 6931 9099
www.cab.de/en

South Africa
cab Technology (Pty) Ltd.
Randburg
Phone +27 11 886 3580
www.cab.de/za

cab // 820 distribution partners in more than **80** countries



NEWPROTECH
PROFESSIONAL TECHNOLOGY

Gli specialisti della stampa a trasferimento termico

**PARTNER
UFFICIALI**

cab
we identify more

inkanto

Thermal Transfer by A.M. S.p.A. -
FACCIAMO IL MODO CHE I NOSTRI
NASTRI A TRASFERIMENTO TERMICO
SIANO DAVVERO DIVERSI



NOVEXX
SOLUTIONS

NEW PROTECH Srl Professional Technology

Via Achille Grandi, 70 - 20862 ARCORE (MB)

Tel. +39 039/6014640 Fax. +39 039/6882434

Cod. Fisc. e P.IVA: 03001430127

REA 1852081 (MB)

Info@newprotech.it

www.newprotech.it



cab
we identify more